

# GREATER FORT ERIE YOUTH SOCCER CLUB 2014 REFEREE'S MANUAL
















# PROCEDURES

- ✓ ALL REFEREES MUST SHOW UP TO FIELD TWENTY (20) MINUTES BEFORE A GAME TO CHECK FIELD, NETS, ETC.
- ✓ INTRODUCE YOURSELF TO BOTH COACHES AND REVIEW LAWS PERTAINING TO DIVISION
- ✓ COIN TOSS – WINNER GETS CHOICE OF END, LOSER GET FIRST BALL, NO EXCEPTIONS
- ✓ CHECK PLAYERS FOR ANY EQUIPMENT PROBLEMS
- ✓ ALL PLAYERS MUST TUCK IN SOCCER SHIRTS
- ✓ WHEN USING NON-REGISTERED LINESMEN, THEY ONLY CALL BALL IN AND OUT OF TOUCHLINE – NOTHING ELSE
- ✓ MAKE SURE SUBSTITUTIONS ARE MADE FROM CENTER AND PLAYERS GO OFF BEFORE SUBS COME ON.
- ✓ REMAIN ON THE FIELD AT THE END OF THE GAME, UNTIL HAND SHAKES ARE COMPLETE
- ✓ MAKE SURE BOTH COACHES SIGN GAME SHEETS
- ✓ BE AWARE OF YOUR SURROUNDINGS IN CASE YOU HAVE ANY PROBLEMS WITH THE COACHES OR PARENTS
- ✓ ALWAYS ACT IN A PROFESSIONAL MANNER
- ✓ BE COURTEOUS AT ALL TIMES
- ✓ BE AVAILABLE TO ANSWER QUESTIONS THAT COACHES MAY HAVE
  
- ✓ **ALL PLAYERS MUST WEAR SHIN GUARDS UNDER SOCCER SOCKS**
- ✓ **NO PLAYER SHALL WEAR DANGEROUS HEAD GEAR – ONLY GOALIES CAN WEAR HARD BRIM HAT**
  
- ✓ **NO JEWELRY IS PERMITTED ON THE FIELD. TAPE TO COVER A PIERCING IS NOT ACCEPTABLE.**
- ✓ **HARD PLASTER CASTS ARE CONSIDERED TO POSE A DANGER TO BOTH THE WEARER AND OTHER PLAYERS AND ARE NOT PERMITTED TO BE WORN. THE PRACTICE OF PADDING A HARD PLASTER CAST DOES NOT REDUCE THE ELEMENT OF DANGER.**
- ✓ **PLAYERS SHALL NOT WEAR ANYTHING WHICH IS DANGEROUS TO ANOTHER PLAYER.**
- ✓ **ANYONE WHO DOES NOT FOLLOW SAFTY RULES CAN BE ASKED TO LEAVE THE FIELD OF PLAY AT THE DESCRETION OF THE REFEREE.**

**ANY CONCERNS CALL  
DIRECTOR OF GAME OFFICIALS  
DAVID MACORETTA – 905-894-8615**



## Soccer Referee Hand Signals

 <p><b>Caution or Expulsion</b> Referee holds Yellow card Or Red card above head'</p>	 <p><b>Play On / Advantage</b> Referee indicates with his hands That the Advantage Rule Applies and play should continue</p>	 <p><b>Direct Free Kick</b> Referee points in The direction of kick</p>	 <p><b>Indirect Free Kick</b> Referee raises his hand Until ball is kicked And Touched by another player</p>	 <p><b>Goal Kick</b> Referee points to a corner Of goal area from Which kick is to be taken</p>	 <p><b>Corner Kick</b> Referee points towards corner Of the field from which Kick is to be taken</p>	 <p><b>Goal Kick Assistant Referee</b> Points his flag at goal area From which kick Is to be taken</p>
 <p><b>Penalty Kick</b> Referee points To penalty mark From which kick Is to be taken</p>	 <p><b>Substitution</b> Assistant Referee Signals to the referee By holding his flag Overhead with both hands</p>	 <p><b>Throw-In Assistant Referee</b> Holds The flag out To his side, Pointing in the direction The throw is To be taken</p>	 <p><b>Corner Kick Assistant Referee</b> Points his flag At corner area From which kick Is to be taken</p>	 <p><b>Offside Assistant Referee</b> Points his flag straight up Above his head To signal offside Violation to the referee</p>	 <p><b>Offside Location</b></p>	<p>After Assistant Referee Signals offside, He then shows location of infraction By holding his flag out In front of him -- flag held high Indicates infraction occurred At far side of the field, Middle = center of field, Low = side of field nearest to him</p>



## REFEREE PAY SCHEDULE

DIVISION	REFEREE	A/R (Line)
U8	\$20	x
U10	\$25	x
U12	\$30	\$20
U15	\$35	\$20
U18	\$40	\$20

Pay checks will be issued every 2 weeks

Please keep a record of all games you referee/line

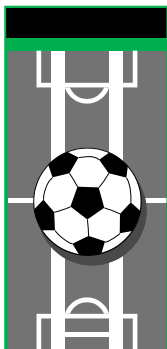
Once you have accepted an appointment it is **your** responsibility to make every effort to complete it. If you find you can not fulfill the appointment please give the referee coordinator as much notice as possible. Call immediately, if you have to leave a voice message, give clear details of which game you are referring to and ask the referee coordinator to call you back to confirm that your message has been received.

## GAME SHEETS



1. All information must be printed clearly
2. For each game
  - (a) Enter date
  - (b) Time
  - (c) Correct age group (division)
  - (d) Field location
3. Play off games require a game sheet – (Tournament Day – No game sheets)
4. All games sheet to be submitted to Referee Coordinator or Club house
5. Blank game sheets can be downloaded from ***www.forteriesoccer.com***

## FIELDS



- (a) Fort Erie Secondary School – FESS
- (b) Ridgeway Crystal Beach High School – RCBHS
- (c) Optimist Fields – 1, 2, 3, or 4
- (d) Lions Park
- (e) Douglas Park
- (f) Buffalo Road – 1 or 2
- (g) Ferndale Road – 1 or 2
- (h) Ott Road



***www.forteriesoccer.com***

**The following can be found on the Greater Fort Erie Youth Soccer Club Website under the referee section**

- UPDATES – Check often for updated information
- FORMS (printable)
  - Game sheet
  - Caution summary
  - Dismissal form
  - Pay sheet
- FIELD MAPS – All soccer field locations
- REFEREE MANUAL
- LAWS OF THE GAME (printable)
  - FIFA
  - N.S.A
  - S.R.S.L.
  - N.Y.S.L
  - N.R.G.S.L.
  - P.S.L
- DISAPLINE MEETING INFORMATION
- TRAINING AND EDUCATION
  - Video
  - Manuals